

AMENDMENT NUMBER 3 TO “AGREEMENT FOR CONTRACT SERVICES”


THIS AMENDMENT NUMBER 3 TO AGREEMENT FOR CONTRACT SERVICES (the "Third Amendment") is made and entered into as of May 06, 2024 by and between the CITY OF IRVINE, a municipal corporation ("City") and SERVICON SYSTEMS, INC., a California corporation ("Contractor"), for the purpose of amending the written "Agreement for Contract Services" entered into between City and Contractor as of September 23, 2022, City of Irvine contract number 20575 (the "Agreement").

1. The expiration date of the Agreement is changed from June 30, 2024 to June 30, 2025.
2. PART V, BUDGET, is modified to include a 2.5% increase based on Consumer Price Index data in accordance with EXHIBIT I, attached hereto. The not-to-exceed contract value is increased by \$14,000.40 from \$560,015.96 to \$574,016.36.
3. Except as set forth in this Third Amendment, all terms, conditions and provisions of the Agreement are unchanged and remain in full force and effect.


(Signatures follow on next page)

IN WITNESS WHEREOF, the parties hereto have caused this Third Amendment to the Agreement to be executed by their respective duly authorized agents as of the date first set forth above.

CITY OF IRVINE

DocuSigned by:
By: 
D0B786D14D324B0...
Sean Crumby

Its: Director of Public Works & Sustainability


DocuSigned by:
By: 
3294FF52A9CE497...
Chris Slama

Its: Director of Community Services

DocuSigned by:
By: 
7809AA719A2B4C7...
Oliver C. Chi

Its: City Manager

Attest:

DocuSigned by:
By: 
0FCAD91F02E547D...
Carl Petersen

Its: City Clerk

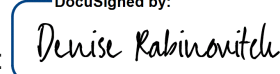
APPROVED AS TO FORM:
RUTAN & TUCKER, LLP

DocuSigned by:
By: 
DABE8686180C4BB...
Jeffrey Melching

SERVICON SYSTEMS, INC.

DocuSigned by:
By: 
F6A27770391E4DF...
Enio Martinez

Its: Executive Vice President

DocuSigned by:
By: 
FFDF260094BB4AA...
Denise Rabinovitch

Its: Secretary

EXHIBIT I

Line Item	FY 23-24 New Yearl	FY 24-25 Rate Increase	FY 24-25 New Yearly	
	Total		Total	
Base Bid				
Animal Care Center, Administration Office	\$ 19,583.46	\$ 489.59	\$ 20,073.05	
Animal Care Center, Intake Building	\$ 9,791.73	\$ 244.79	\$ 10,036.52	
Bommer Canyon Office	\$ 4,895.93	\$ 122.40	\$ 5,018.33	
Bommer Canyon Trailhead Restroom	\$ 4,895.93	\$ 122.40	\$ 5,018.33	
Bommer Canyon Facilites	\$ 29,236.20	\$ 730.91	\$ 29,967.11	
Heritage Community Park Child Resource Center	\$ 9,791.73	\$ 244.79	\$ 10,036.52	
Historical Society Restrooms	\$ 3,497.11	\$ 87.43	\$ 3,584.54	
Irvine Fine Arts Center at Heritage Park	\$ 39,167.04	\$ 979.18	\$ 40,146.22	
Irvine Transportation Center (ITC)	\$ 19,583.46	\$ 489.59	\$ 20,073.05	
Jeffrey Open Space (JOST), Restroom #1	\$ 4,895.93	\$ 122.40	\$ 5,018.33	
Jeffrey Open Space (JOST), Restroom #2	\$ 4,895.93	\$ 122.40	\$ 5,018.33	
Lakeview Senior Center	\$ 65,851.31	\$1,646.28	\$ 67,497.59	
Northwood High School Aquatics Center	\$ 4,895.93	\$ 122.40	\$ 5,018.33	
Operations Support Facility, Building #1	\$ 27,976.50	\$ 699.41	\$ 28,675.91	
Operations Support Facility, Building #3	\$ 13,988.18	\$ 349.70	\$ 14,337.88	
Operations Support Facility, Building #4	\$ 6,994.09	\$ 174.85	\$ 7,168.94	
Operations Support Facility, Building #6, Restrooms	\$ 3,497.11	\$ 87.43	\$ 3,584.54	
Orchard Hills Trailhead Restroom	\$ 4,895.93	\$ 122.40	\$ 5,018.33	
Quail Hill Trailhead Restroom	\$ 4,895.93	\$ 122.40	\$ 5,018.33	
Rancho Senior Center	\$ 19,583.46	\$ 489.59	\$ 20,073.05	
Spectrum Police Substation	\$ 14,687.66	\$ 367.19	\$ 15,054.85	
Sweet Shade Ability Center	\$ 54,683.66	\$1,367.09	\$ 56,050.75	
Trabuco Center	\$ 14,687.66	\$ 367.19	\$ 15,054.85	
William J. Woollett Jr. Aquatics Center (WWJAC)	\$ 29,375.31	\$ 734.38	\$ 30,109.69	
Porter at Irvine Transportation Center	\$ 59,111.88	\$ 1,477.80	\$ 60,589.68	
Subtotal Base Bid	\$ 475,359.06	\$ 11,883.98	\$ 487,243.04	
Extra Work				Extra Work Unit Cost
General Custodian	\$ 3,074.00	\$ 76.85	\$ 3,150.85	\$ 31.51
Floor Specialist	\$ 3,710.00	\$ 92.75	\$ 3,802.75	\$ 38.03
Supervisor	\$ 5,088.00	\$ 127.20	\$ 5,215.20	\$ 52.15
Porter	\$ 44,520.00	\$ 1,113.00	\$ 45,633.00	\$ 30.42
Overtime Porter Services	\$ 2,226.00	\$ 55.65	\$ 2,281.65	\$ 45.63
Utility Worker	\$ 3,710.00	\$ 92.75	\$ 3,802.75	\$ 38.03
Extra Golf Cart	\$ 3,975.00	\$ 99.38	\$ 4,074.38	\$ 54.33
Extra Golf Cart	\$ 1,590.00	\$ 39.75	\$ 1,629.75	\$ 543.25
Pressure Washing Set Up Charge	\$ 662.50	\$ 16.56	\$ 679.06	\$ 135.81
Pressure Washing	\$ 4,770.00	\$ 119.25	\$ 4,889.25	\$ 0.20
Interior/Exterior window cleaning over 12 Ft., set up charge	\$ 318.00	\$ 7.95	\$ 325.95	\$ 81.49
Interior/Exterior window cleaning over 12 Ft.	\$ 5,300.00	\$ 132.50	\$ 5,432.50	\$ 0.54
Floor Crew Setup charge	\$ 169.60	\$ 4.24	\$ 173.84	\$ 43.46
Floor Crew	\$ 1,908.00	\$ 47.70	\$ 1,955.70	\$ 0.20
Emergency Cleanup Setup	\$ 106.00	\$ 2.65	\$ 108.65	\$ 27.16
Emergency Cleanup Specialist	\$ 1,484.00	\$ 37.10	\$ 1,521.10	\$ 38.03
General Electrostatic Disinfection Spraying	\$ 1,855.00	\$ 46.38	\$ 1,901.38	\$ 38.03
Playground Equipment Cleaning	\$ 190.80	\$ 4.77	\$ 195.57	\$ 0.20
Subtotal Extra Work	\$ 84,656.90	\$ 2,116.42	\$ 86,773.32	
	FY23-24	Increase FY24-25	FY 24-25 Total	
Grand Total	\$ 560,015.96	\$ 14,000.40	\$ 574,016.36	